



INSTRUCTIONS D'ASSEMBLAGE
ASSEMBLY INSTRUCTIONS

MONARCH
SPECIALTIES INC.

I 9003

POUF -
TISSU GRIS / PATTES METAL OR

OTTOMAN -
GREY FABRIC / GOLD METAL LEGS

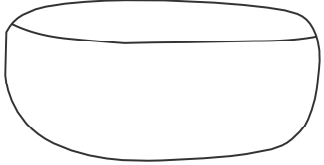
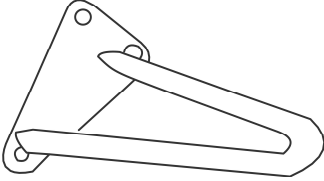


**POUR DE L'ASSISTANCE OU POUR COMMANDER
DES PIÈCES CONTACTEZ NOTRE DÉPARTEMENT
DE SERVICE À LA CLIENTÈLE.**

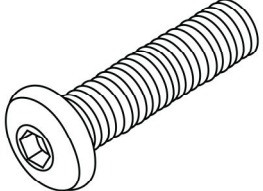
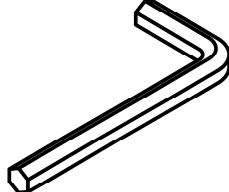
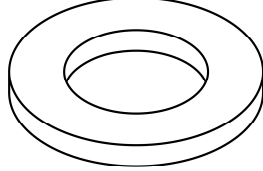
**FOR ASSISTANCE OR TO ORDER PARTS
CONTACT OUR CUSTOMER SERVICE DEPARTMENT**

WWW.MONARCHSERVICE.COM

LISTE DES PIÈCES
PARTS LIST

| PIÈCE / PART # | IMAGE | DESCRIPTION | QTY / QTÉ |
|----------------|---|----------------------------------|-----------|
| 1 |  | SEAT CUSHION COUSSIN DU SIÈGE | 1 |
| 2 |  | METAL LEG PATTE EN METAL | 4 |

LISTE DES PIÈCES DE MONTAGE
HARDWARE LIST

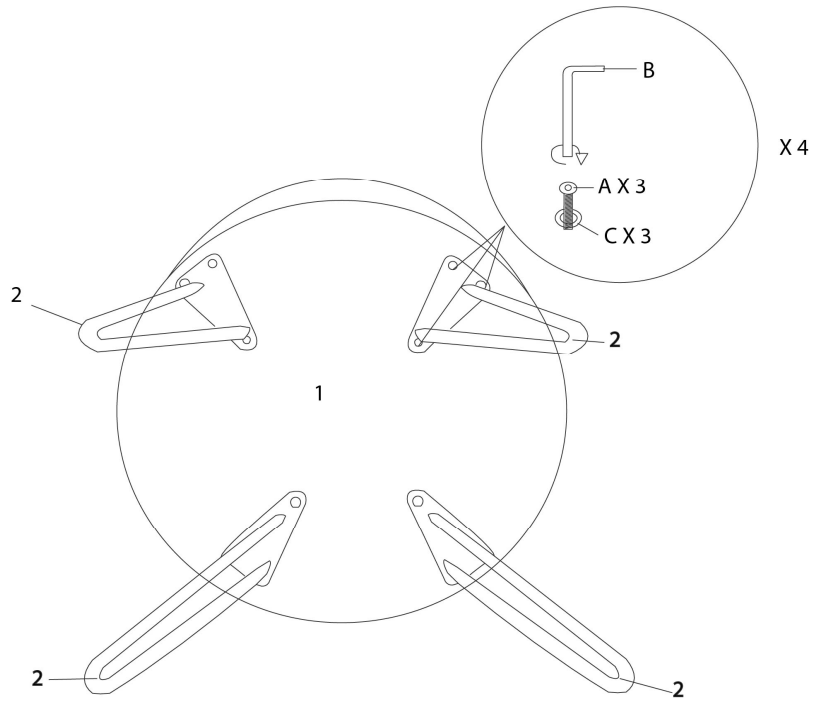
| PIÈCE / PART # | IMAGE | DESCRIPTION | QTY / QTÉ |
|----------------|---|--|-----------|
| A |  | <p align="center">ASSEMBLING BOLT - Ø 1/4" X 3/4" BOULON D'ASSEMBLAGE - Ø 1/4" X 3/4"</p> | 12 |
| B |  | <p align="center">HEX KEY CLÉ HEXAGONALE</p> | 1 |
| C |  | <p align="center">METAL WASHER RONDELLE DE MÉTAL</p> | 12 |



OUTIL DE VÉRIFICATION DE DIMENSIONS DES PIÈCES
HARDWARE DIMENSIONS VERIFICATION TOOL



ÉTAPE / STEP 1



ÉTAPE / STEP 2

